

Autumn 2009 Release

Welcome to the Autumn 2009 Moodys.com release. The Autumn release is an important step toward our realization of moodys.com as a fast, intuitive, user-friendly site that will enhance our clients' credit monitoring and investment processes. This release introduces major improvements in usability, including the beginning of the integration of Moody's analytical tools onto our new platform.

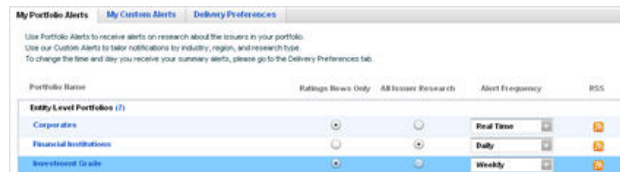
Thank you for your patience as the introduction of the new moodys.com continues. We firmly believe in client-driven development and are basing improvements to moodys.com on your input. Please continue to give us your feedback by clicking on the green feedback button at the top of the site. We look forward to hearing your comments on this release and hope to speak with you about the next set of developments.

New Alerting Features

Our Custom Alerts allow you to choose the Market Segments, Regions and Research Types that you are interested in. In addition to our real time alerts, we are also offering daily and weekly summaries as well as RSS feeds, for both Portfolio and Custom Alerts.

 [Enhanced Custom Alerts](#)






Customized Portfolio Alerts



Enhanced Monitoring with Market Signals

Moody's market-based measures of credit risk (Market Implied Ratings and Public EDFs) are now directly integrated into both the Issuer pages and Portfolio feature. In addition, we have expanded these capabilities to include advanced charting and reporting features. Now it is easier than ever to monitor and screen securities, which will allow you to better focus your limited resources where they matter most.

Use our new advanced charting feature to do more thorough analysis of individual obligors by comparing against peers or portfolio averages. Advanced charting enables quick analysis across different time frames, data sets, and obligors.

-  [Overview of Monitoring Tab](#)
-  [Enhanced Portfolio Features](#)
-  [Historical Data Reports](#)
-  [Charting and Peer Analysis](#)
-  [FAQs on using MIR on the new Moodys.com](#)

Market Implied Ratings in Portfolio View



Peer Analysis Graph

